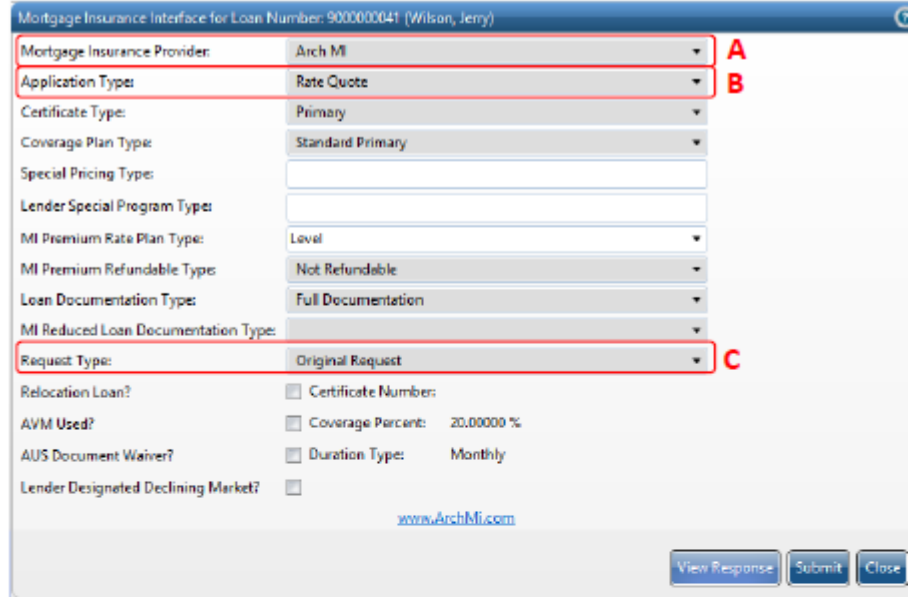


## Submit Your Loan Producer Rate Quote, MI Order and Resubmission Requests to Arch MI



1. Select the **Mortgage Insurance Interface** from the **Data Transfer** folder on the “**Expander Menu**” in Loan Producer®.
2. Choose Arch MI from the **Mortgage Insurance Provider** list (the company name displayed can be customized).
3. Enter required data in the **Mortgage Insurance Interface** window, depending on the Application Type.
4. Click the **Submit** button when completed. If you have already submitted the MI order, and would like to view the results, click **View Response**.

|                                | A                           | B                    | C                |
|--------------------------------|-----------------------------|----------------------|------------------|
|                                | Mortgage Insurance Provider | Application Type     | Request Type     |
| <b>Rate Quote</b>              | Arch MI                     | Rate Quote           | Original Request |
| <b>Order MI: Delegated</b>     | Arch MI                     | Delegated            | Original Request |
| <b>Order MI: Non-Delegated</b> | Arch MI                     | Standard Application | Original Request |
| <b>Resubmission</b>            | Arch MI                     | Delegated            | Resubmission     |

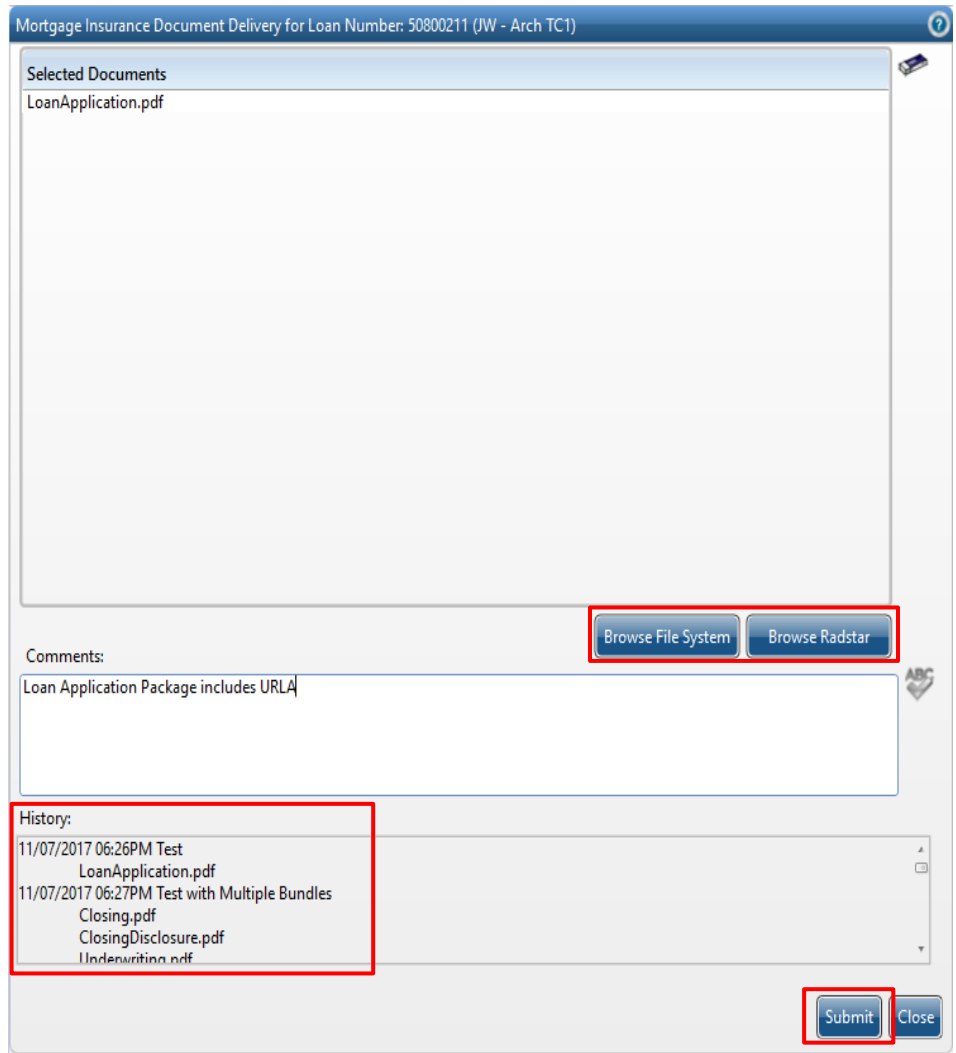
- 5. For Non-Delegated Applications, select **Document Delivery** at the bottom of the screen.

Mortgage Insurance Interface for Loan Number: 50800211 (JW - Arch TC1)

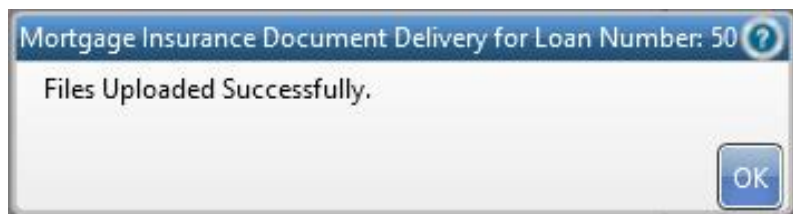
|                                     |   |
|-------------------------------------|---|
| Mortgage Insurance Provider:        | JW - Arch MI - INTG                                   |
| Application Type:                   | Standard Application                                  |
| Certificate Type:                   | Primary   |
| Coverage Plan Type:                 | Standard Primary                                      |
| Special Pricing Type:               |   |
| Lender Special Program Type:        |   |
| MI Premium Rate Plan Type:          | Level   |
| MI Premium Refundable Type:         | Refundable  |
| Loan Documentation Type:            | Full Documentation                                    |
| MI Reduced Loan Documentation Type: |   |
| Request Type:                       | Resubmission  |
| Relocation Loan?                    | <input type="checkbox"/> Certificate Number: 36582486 |
| AVM Used?                           | <input type="checkbox"/> Coverage Percent: 30.00000 % |
| AUS Document Waiver?                | <input type="checkbox"/> Duration Type: Monthly       |
| Lender Designated Declining Market? | <input type="checkbox"/>                              |

[Document Delivery](#) [View Response](#) [Submit](#) [Close](#)

- The Document Delivery Screen displays. Select the appropriate **Browse** button below to select your files.
- Click **Submit** to send your documents to Arch MI. A history of your submission will display in the History section at the bottom of the screen.



- A message will pop up indicating documents were successfully transmitted to Arch MI.



## View Certificate

The Mortgage Insurance Response window will be displayed.

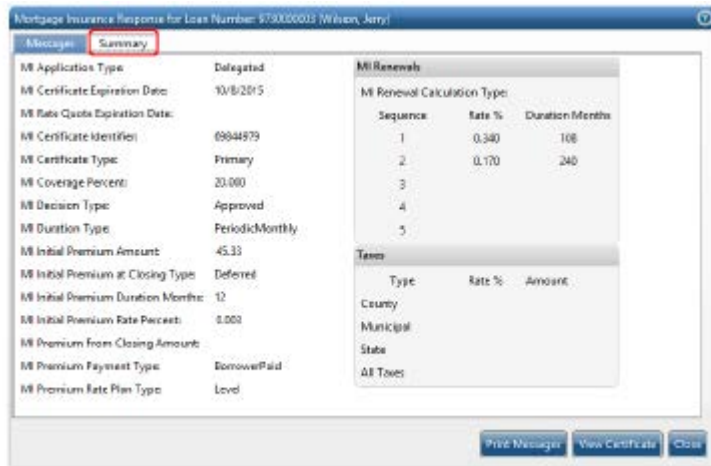
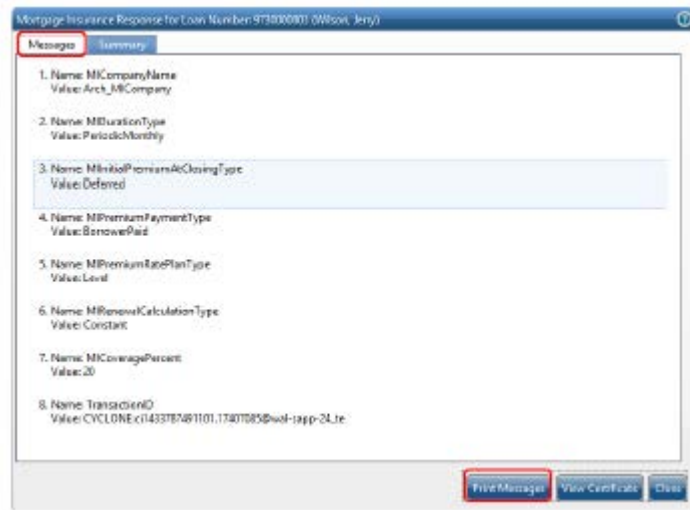
### Messages tab:

This window displays any messages that are returned by Arch MI, including status and processing errors.

These messages can be printed by selecting the Print Messages button.

### Summary tab:

This window displays premium, rate and other key MI data that were returned in the response file by Arch MI.



Click on the View Certificate button to see the Rate Quote PDF or the Certificate/Commitment returned by Arch MI.



### Rate Quote



### Certificate / Commitment

